

**SPORT WIRELESS Stereo touch earphone**

V15

**Product Parameters**

Driver Diameter 10MM	Frequency Response 20Hz-20000Hz	Working Time ≈8 Hours
Bluetooth Version 5.3	Battery Voltage 3.7V ±0.5V	Charging Time ≈1.5 Hours
Distance ≈10M	Largest Power 5mW	Senslivity 95±3db
Battery Capacity 50mAh	Impedance 32 Ohm	

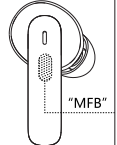
**Charging Box Parameter**

Battery Type Li-ion	Battery Capacity 300mAh	Input 5V/0.5A
Shell Material ABS	Box Size 62mm*52mm*26mm	Output 5V/0.5A

**Packing Accessories**

- Charging Battery Box
- TWS Earphones
- TYPE-C charging cable
- Manual
- Earmuff With S/M/L Size

**Functional operation:**



- Power on:** Long press the touch button for 3 S to enter pairing mode directly, and the red and blue lights flash.
- Power off:** Automatically power off when put back in the charging box. Long press the left or right ear touch button for 5 S turn off the light, and "Power off" voice(manual power off cannot be performed in music mode).
- Calling:**  
Answer/Hang up: short press  
Reject: Long press touch button for 1 S
- Volume:**  
Volume -: long press "L" touch button  
Volume +: long press "R" touch button
- Music:**  
Play/pause: short press  
Previous Song: double click "L" touch button  
Next Song: double click "R" touch button
- Voice Assistant:**  
Press the left or right three times in a row to activate voice assistant.

**Auto Pairing**

- Open the charging box and take the earphones out, earphones will pair with each other automatically.
- Then open the bluetooth device from the mobile phone to search the pairing name "V15" to get connected.

**Manual Pairing:**

- When the earphones are off, long press the multi-function button of both earphones for 3 seconds at the same time, the red and blue lights flash alternately with the voice prompt " Power on, pairing ".
- Open the bluetooth device from mobile phone, search the pairing name " V15 " to get connected, the voice will prompts " Connected ". once successful pairing.
- Disconnected : if the earphones away from the mobile phone , the voice prompts "disconnected".
- Auto power-off: if the earphones disconnected about 5 minutes with the mobile phone or battery is below 3V, the voice prompts " Power off ".

**Music mode :**

( Note: Long press the touch button to power off the earphone, only must pause the music before power off.

**Low power prompt/charging:**

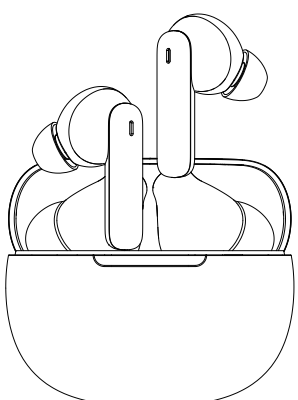
Low power alarm: flash red light for 1 second and prompt the voice " Please charge " at each 20 seconds.

**LED indicator:**

Pairing mode	red and blue lights flash alternately
Power off	Light off
Music mode	Light off
Under calling	Light off
Charging	The red light is on when charging, light off after get full charged.

**Warnings**

- Please turn off the device to avoid power consumption if not used.
- Please do not make other operations when searching for pairing in case of procedure error.
- Please adjust the volume to be mode rate in case of harm to ears.
- Please put it into the charging box to charge when you hear the sound of low power.
- Please pay attention to the good use environment of the Bluetooth earphone to prevent any harm to the earphone.
- Please take out the earphones from the charging house when charge fom mobile phone.
- Please only use an adapter with the output of 5.0V/1.0A to charge this product, otherwise, may cause product damage or other safety problems.



**无线双耳立体声音乐耳机**

V15

**产品参数**

喇叭直径 10MM	频响范围 20Hz-20000Hz	工作时间 ≈8 Hours
蓝牙版本 5.3	工作电压 3.7V ±0.5V	充电时间 ≈1.5 Hours
工作距离 ≈10M	最大功率 5mW	灵敏度 95±3db
电池容量 50mAh	阻抗 32 Ohm	

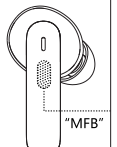
**充电盒参数**

电池类型 Li-ion	电池容量 300mAh	输入 5V/0.5A
外壳材质 ABS	产品尺寸 62mm*52mm*26mm	输出 5V/0.5A

**包装配件:**

- 充电仓
- TYPE-C充电线
- 耳机
- 说明书
- 耳套S/M/L

**功能操作**



**开机:** 关机状态下, 长按触摸键3秒, 蓝灯闪烁1秒同时有 "Power on" 提示音。

**关机:** 1.放回充电盒中自动关机  
2.开机状态下, 同时长按左右耳触摸键5秒, 灭灯, 同时有 "Power off" 提示音 (在音乐模式下, 无法手动关机操作)

**通话:** 1.接听/挂断时, 短按触摸键一下  
2.长按触摸键1秒拒接电话

**音量:** 1.进入音乐模式时, 长按 "L" 耳机触摸键减音量;  
2.长按 "R" 耳机触摸键加音量

**音乐:** 1.暂停/播放, 单击触摸键  
2.双击 "L" 耳机触摸键切换上一曲  
3.双击 "R" 耳机触摸键切换下一曲

**语音助手:** 按 "L" 或 "R" 耳机连续敲击三下, 进入语音助手

**配对方式**

- 关机状态下, 长按 "MFB" 触摸键3秒开机, 打开手机的蓝牙搜索配对名 "V15", 配对连接成功后, 有 " Connected " 提示音。
- 耳机远离手机超过工作距离时, 会自动断开, 同时有 "disconnected" 提示音。

**音乐模式:**

(注: 长按触摸键关机时, 需要退出音乐播放模式或者暂停音乐播放的情况下, 才可以实现手动关机)

**低电提示/充电:**

低电报警: 红灯1秒闪一次, 提示音20秒提示一次 "please charge" 时, 请充电。

**清除配对:**

开机并无连接手机状态下, 分别短按4下L及R耳机 "MFB" 键直至红绿灯齐亮3次, 解除L与R耳机配对及手机连接。

**耳机LED指示灯**

开机/关机	蓝灯闪烁1秒/ 红灯亮三次熄灭
蓝牙配对/断开	红绿灯交替闪烁
低电报警	红灯隔1秒慢闪1次
耳机充电	红灯亮, 充满熄灭

**电仓LED指示灯**

充电仓指示灯	充电时红灯闪烁, 充满红灯长亮
放电	放电时白灯亮4S后熄灭。
低电	红灯闪烁4S后熄灭。

**注意事项:**

- 蓝牙耳机进入配对模式后若无配对连接操作, 请关闭设备避免电量损耗。
- 搜索蓝牙耳机时, 不要进行其他操作, 以免程序出错。
- 在使用中请选择适当音量, 以防对耳朵造成伤害。
- 在使用过程中听到低电量提示音 (英文) 后, 请及时放到充电盒内充电。
- 请注意蓝牙耳机的良好使用环境, 以防对耳机造成伤害。
- 长时间未使用耳机, 请先将耳机充满电后再使用。
- 本产品充电时适配电压为5V充电线, 请勿使用非5V充电电压为本产品充电, 违反此操作导致产品燃烧烧坏或其他安全事故, 本公司概不负责!
- 放在儿童所接触不到的位置, 避免误吞零件可能导致窒息及严重后果。
- 当给手机充电时, 需将耳机从充电仓中取出, 再给手机充电。