

ANC
蓝牙主动降噪耳机



M94

产品名称: 歌尚头戴式蓝牙降噪耳机
主要功能: 蓝牙主动降噪耳机
AUX功能: 不开机插上即可使用; 开机后插入AUX线自动关闭蓝牙功能。

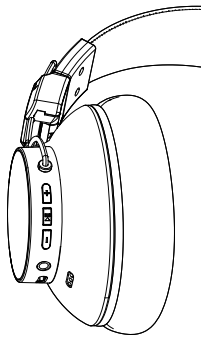
产品参数:

蓝牙版本	5.3
喇叭直径	40MM
频响范围	20Hz-20KHz
工作距离	≈10M
灵敏度	95±3db
阻抗	32 Ohm
工作电压	3.7V
最大功率	20mW
电池容量规格	300mAh (可充电锂电池)
工作时间	普通模式下约26H 降噪模式下约16H
充电时间	≈2 H


ANC 降噪按键操作

“” 双击打开ANC功能
“” 双击关闭ANC功能


消音频率范围	40-1000 Hz
降噪深度	≈20dB
消音的中心频率	≈100Hz-300Hz




蓝牙连接




- 开机状态下, 长按“” 3秒进入同配对模式, “Power on Pairing” 提示音, 接着红蓝灯交替闪烁。
- 打开手机蓝牙连接, 搜索设备 M94, 连接成功后, 有“connected”提示音。
- 自动回连: 蓝牙耳机重新开机后, 自动回连到已配对过的蓝牙设备, 同时有提示音“connected”。

开/关机





开机: 长按“” 键3秒, 设备启动自动进入蓝牙模式, LED指示灯蓝色灯长亮。

关机: 开机状态下, 长按“” 键3秒, LED指示灯熄灭, 设备关闭。

按键说明

“” : 短按, 播放/暂停
“” : 短按加音量, 长按下一曲。
“” : 短按减音量, 长按上一曲。

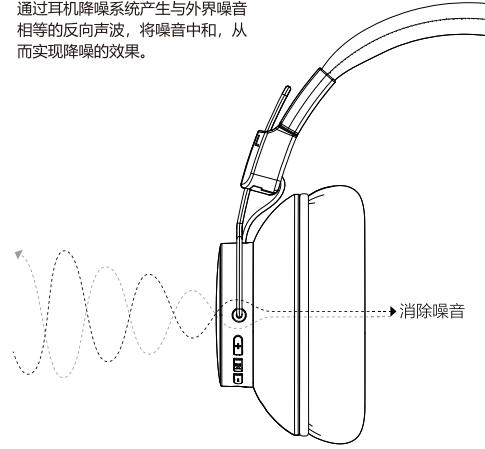
来电操作

接电话: 来电时短按“” 键
挂断电话: 通话中短按“” 键
拒接来电: 来电时长按“” 键1秒
回拨最后一次电话号码: 双击“” 键

TYPE-C: 充电口接口, 使用方便

ANC (主动降噪)

通过耳机降噪系统产生与外界噪音相等的反向声波, 将噪音中和, 从而实现降噪的效果。




● 环境声波 ● 耳机反向声波

LED灯状态

开机状态	蓝灯亮
关机提示	红灯闪烁直到熄灭
充电状态	充电时红灯长亮, 插入TYPE-C接口蓝牙自动关机, 蓝灯长亮。
低电报警	红灯1秒闪一次, 每3分钟响一次提示音。
配对状态	红蓝灯交替闪烁
连接成功	蓝灯慢闪
降噪状态	绿灯长亮

注意事项

- 蓝牙耳机进入配对模式后若无配对连接操作, 请关闭设备避免电量损耗。
- 搜索蓝牙耳机时, 不要进行其他操作, 以避免程序出错。在使用中请选择适当音量, 以防对耳机造成伤害。
- 请注意蓝牙耳机的良好使用环境, 以防对耳机造成伤害。
- 长时间未使用耳机, 请先将耳机充满电后再使用。
- 当您不使用耳机时, 请关闭降噪功能, 以免耗电。



ANC
DIGITAL NOISE CANCELLATION



M94

Product Name: Bluetooth & ANC headphone
Main Function: Bluetooth+ANC+AUX
AUX Function: It can be used without powering on, or it will automatically power off after using audio cable

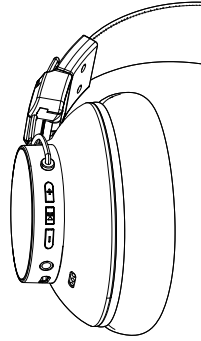
Product specification

Bluetooth Version	5.3
Speaker diameter	40 MM
Frequency Response	20Hz-20KHz
Working Range	≈ 10 M
Sensitivity	95±3db
Impedance	32 Ohm
Working Voltage	3.7V
Max Output Power	20 mW
Battery capacity	300 mAh
Working Time	about 26H (Max volume) about 16H (ANC mode)
Charging Time	≈2 Hours


ANC Button Instruction

“” double press turn on ANC
“” double press turn off ANC

ANC Frequency Response	40-1000 Hz
Max ANC Range	≈20dB
Center Frequency	≈100Hz-300Hz





Bluetooth Mode




- Long press the headphone power button “” for 3 seconds, you will hear the prompt voice “Power on, Pairing” and the red and blue lights will flash alternately.
- Open the bluetooth mode at the device, search the pairing name “M94”, and then you will hear the prompt voice “Connected” once paired successfully.

- Connect automatically: after powering on, it will automatically search and connect the smart device which paired last time.





Power on/off:

- Power on: Long press “” around 3 seconds, you will hear the prompt voice: Power on, and blue light is on.
- Power off: Long press “” around 3 seconds, you will hear the prompt voice: Power off, and the red light flash until off.

Button Instruction:

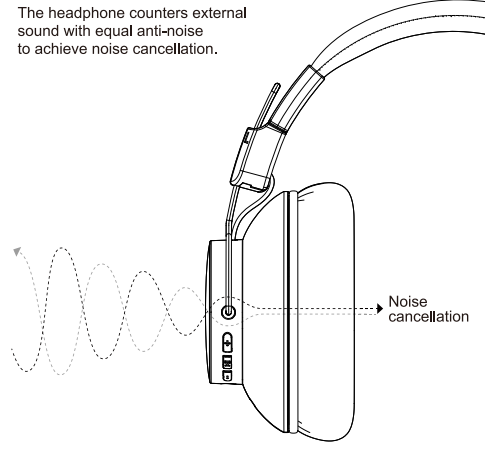
- “” Power on/Power off, Pause/Play.
- “” Short press for volume up/ Long press for next track.
- “” Short press for volume down/ Long press for last track.

Instruction of Incoming Calls

- Answer: short press “”
- Hang up: short press “”
- Reject: long press “”
- Dial back: double click “”

ANC (Active Noise Cancellation)

The headphone counters external sound with equal anti-noise to achieve noise cancellation.



● External noise ● Internal anti-noise

LED Instructions

Power on	Blue light is on
Power off	Red light flashes until off
Pairing mode	Red and blue flash alternately
Charing	Red light is on when charging, and light is off after getting full charged
Connected	Blue light flashes slowly
ANC mode	Green light on

Note

- Please turn off the device to avoid power consumption if no pairing operation taken after bluetooth headphone entering pairing system.
- Please do not make other operations when searching bluetooth in case of procedure error.
- Please adjust volume properly to avoid doing harm to ears.
- Please pay attention to the using environment to prevent damage to the bluetooth headset.
- Please get bluetooth headphone full charged firstly when using if not being used for a long time .
- Please turn off the ANC function of the headphone to avoid power consumption if not using.

68*80mm